

Nutrient Broth

REF.	Pack size
1421 001	100 gm
1421 002	500 gm

Intended Use

Nutrient Broth is used for the cultivation of a wide variety of micro-organisms such as *Pseudomonas aeruginosa* isolated from faeces and other biological fluids.

Background

Nutrient Broth is a general purpose non- selective medium for the cultivation of organisms that are not demanding in their nutritional requirements e.g. organisms that can be isolated from air, water, dust etc. It can be used for the cultivation and enumeration of bacteria which are not particularly fastidious. It is isotonic and can be enriched with biological fluids such as sterile blood and egg yolk.

Principle

Peptone and Beef extract provide water-soluble substances including carbohydrates, vitamins, organic nitrogen compounds and salts. Peptone is the principle source of amino acids and peptides.

Components	gm/Liter
Peptone	5.0
Sodium Chloride	5.0
Beef extract	1.5
Yeast extract	1.5

Final pH (at 25°C) 7.4±0.2










Preparation, Storage and Stability

Store the dehydrated medium at 10-30°C and use before the expiry date on the label. Store the prepared medium at 2-8°C. After the desired amount of medium has been taken out replace the cap tightly to protect from hydration.

Procedure

1. Suspend 13 grams of the medium in one liter of distilled water.
2. Heat with frequent agitation to completely dissolve the medium.
3. Autoclave at 121°C for 15 minutes.

SYMBOLS IN PRODUCT LABELLING

	Authorized Representative		Temperature Limitation
	For in-vitro diagnostic use		Use by/Expiration Date
	Batch Code/Lot number		CAUTION. Consult instructions for use
	Catalogue Number		Manufactured by
	Consult instructions for use		

Quality Control

Appearance

- 1-Dehydrated Appearance : Cream to yellow homogeneous free flowing powder
- 2- Prepared Appearance : Light yellow coloured clear solution with no precipitate.
- 3- Cultural Response : after 18-48 hours at 30-35°C or at 35 ± 2°C for clinical specimens

Organisms (ATCC)

Organisms (ATCC)	Growth
<i>E. Coli</i>	Good
<i>Pseudomonas aeruginosa</i>	Good
<i>Staphylococcus aureus</i>	Good
<i>Streptococcus pyogenes</i>	Good

Interpretation of the results

- 1- Inoculate tubes of medium with test samples.
- 2- Growth is seen as turbidity in the medium.

Precautions

1-Due to nutritional variation, some strains may be encountered that grow poorly or fail to grow on this medium.

Bibliography

1. American Public Health Association, Standard Methods for the Examination of Dairy Products, 1978, 14th Ed., Washington DC
2. Jorgensen, J.H., Pfaller, M.A., Carroll, K.C., Funke, G., Landry, M.L., Richter, S.S and Warnock., D.W. (2015) Manual of Clinical Microbiology, 11th Edition. Vol. 1
3. MacFaddin J. F., 2000, Biochemical Tests for Identification of Medical Bacteria, 3rd Ed., Lippincott, Williams and Wilkins, Baltimore.



Spectrum For Diagnostic Industries - Free Zone
Ismailia Free Zone Industrial Area, Block 5 .
Cairo- Port said Avenue.
Ismailia, Egypt
Tel: +2 064 3488 013 - +2 064 3488 014 Fax: +2 064 3488 015
www.sdi-fz.com



MDSS GmbH
Schiffgraben 41
30175 Hannover, Germany

